

FACEBOOK INC FUTURE (FBUF) - EUX/C13

2024/07/16 18:50:17

Price
514.2372 USD

Difference  -1.98% (-10.36)

General attributes

Symbol	FBUFC13
Exchange	Eurex
Currency	USD
Security type	Future
Underlying	META PLATFORMS INC. CLASS A
Maturity	07-2025
Contract size	100

Market data

Bid (Bid size)	- USD (-)
Ask (Ask size)	- USD (-)
Open	514.2372 USD
High	514.2372 USD
Low	514.2372 USD
Close (prev. day)	524.5998 USD
Underlying	META PLATFORMS INC. CLASS A
Underlying price (date)	489.79 (24/07/16)
Settlement price (date)	514.24 (24/07/16)
Open Interest	0

Performance and Risk

	6m	1y	3y
Perf (%)	+32.12%	+55.12%	-
Perf (abs.)	+125.02	+182.72	-
Beta	-	-	-
Volatility	53.54	41.48	-

Futures and Options

Related Futures	-
Related Options	-












Information about previous performance does not guarantee future performance.
Source: FactSet

Price data

Ø price 5 days Ø volume 5 days (pcs.)	523.3307 USD (0)
Ø price 30 days Ø volume 30 days (pcs.)	524.3500 USD (0)
Ø price 100 days Ø volume 100 days (pcs.)	518.4620 USD (0)
Ø price 250 days Ø volume 250 days (pcs.)	403.2555 USD (0)
YTD High date	555.1391 USD (2024/04/05)
YTD Low date	363.7940 USD (2024/01/02)
52 Weeks High date	555.1391 USD (2024/04/05)
52 Weeks Low date	294.4923 USD (2023/08/18)

Recent Research

on underlying	on sector	on market	
Date		Headline	Download
2024/07/15		Aktienempfehlungen Global	
2024/07/12		Global Equity Ratings	
2024/06/21		Global Equity Ratings	
2024/06/21		Aktienempfehlungen Global	
2024/06/14		Global Equity Ratings	