

E.ON SE FUTURE (EOAI) - EUX/C11

2024/10/18 19:07:09

Price
12.9165 EUR

Difference  **-0.45% (-0.06)**

General attributes

Symbol	EOAIC11
Exchange	Eurex
Currency	EUR
Security type	Future
Underlying	E.ON SE
Maturity	09-2025
Contract size	100

Market data

Bid (Bid size)	- EUR (-)
Ask (Ask size)	- EUR (-)
Open	12.9165 EUR
High	12.9165 EUR
Low	12.9165 EUR
Close (prev. day)	12.9751 EUR
Underlying	E.ON SE
Underlying price (date)	13.025 (24/10/18)
Settlement price (date)	12.94 (24/10/18)
Open Interest	0

Performance and Risk

	6m	1y	3y
Perf (%)	+5.65%	+18.16%	-
Perf (abs.)	+0.69	+1.99	-
Beta	-	-	-
Volatility	20.30	18.94	-

Futures and Options

Related Futures	-
Related Options	-

5y












Information about previous performance does not guarantee future performance.
Source: FactSet

Price data

Ø price 5 days Ø volume 5 days (pcs.)	12.9982 EUR (0)
Ø price 30 days Ø volume 30 days (pcs.)	13.1569 EUR (0)
Ø price 100 days Ø volume 100 days (pcs.)	12.7783 EUR (0)
Ø price 250 days Ø volume 250 days (pcs.)	12.3625 EUR (0)
YTD High date	13.6449 EUR (2024/09/17)
YTD Low date	11.6682 EUR (2024/02/27)
52 Weeks High date	13.6449 EUR (2024/09/17)
52 Weeks Low date	10.8422 EUR (2023/10/20)

Recent Research

on underlying	on sector	on market	
Date		Headline	Download
2022/12/19		Global Equity Ratings	
2022/12/19		Aktienempfehlungen Global	
2022/11/28		Global Equity Ratings	
2022/11/28		Aktienempfehlungen Global	
2022/11/18		Global Equity Ratings	