

E.ON SE FUTURE (EOAI) - EUX/C11

2024/05/06 18:29:38

Price
12.589 EURDifference  -0.13% (-0.02)

General attributes

Symbol	EOAIC11
Exchange	Eurex
Currency	EUR
Security type	Future
Underlying	E.ON SE
Maturity	04-2025
Contract size	100

Market data

Bid (Bid size)	- EUR (-)
Ask (Ask size)	- EUR (-)
Open	12.589 EUR
High	12.589 EUR
Low	12.589 EUR
Close (prev. day)	12.605 EUR
Underlying	E.ON SE
Underlying price (date)	12.28 (24/05/31)
Settlement price (date)	12.68 (24/05/31)
Open Interest	0

Performance and Risk

	6m	1y	3y
Perf (%)	+12.11%	+4.36%	-
Perf (abs.)	+1.36	+0.53	-
Beta	-	-	-
Volatility	17.96	17.89	-

Futures and Options

Related Futures	-
Related Options	-












Information about previous performance does not guarantee future performance.
Source: FactSet

Price data

Ø price 5 days Ø volume 5 days (pcs.)	12.506 EUR (0)
Ø price 30 days Ø volume 30 days (pcs.)	12.472 EUR (0)
Ø price 100 days Ø volume 100 days (pcs.)	12.280 EUR (0)
Ø price 250 days Ø volume 250 days (pcs.)	11.762 EUR (0)
YTD High date	12.901 EUR (2024/03/28)
YTD Low date	11.668 EUR (2024/02/27)
52 Weeks High date	12.901 EUR (2024/03/28)
52 Weeks Low date	10.566 EUR (2023/10/03)

Recent Research

on underlying	on sector	on market		
Date			Headline	Download
2022/12/19			Global Equity Ratings	
2022/12/19			Aktienempfehlungen Global	
2022/11/28			Global Equity Ratings	
2022/11/28			Aktienempfehlungen Global	
2022/11/18			Global Equity Ratings	