

## E.ON SE FUTURE (EOAI) - EUX/C11

2024/05/03 18:32:49

Price  
12.605 EURDifference  0.84% (0.11)

## General attributes

Symbol	EOAIC11
Exchange	Eurex
Currency	EUR
Security type	Future
Underlying	E.ON SE
Maturity	03-2025
Contract size	100

## Market data

Bid (Bid size)	- EUR (-)
Ask (Ask size)	- EUR (-)
Open	12.605 EUR
High	12.605 EUR
Low	12.605 EUR
Close (prev. day)	12.50 EUR
Underlying	E.ON SE
Underlying price (date)	12.62 (24/05/03)
Settlement price (date)	12.61 (24/05/03)
Open Interest	0

## Performance and Risk

	6m	1y	3y
Perf (%)	+11.14%	+5.31%	-
Perf (abs.)	+1.26	+0.64	-
Beta	-	-	-
Volatility	17.99	17.86	-

## Futures and Options

Related Futures	-
Related Options	-












Information about previous performance does not guarantee future performance.  
Source: FactSet

## Price data

Ø price 5 days   Ø volume 5 days (pcs.)	12.485 EUR (0)
Ø price 30 days   Ø volume 30 days (pcs.)	12.468 EUR (0)
Ø price 100 days   Ø volume 100 days (pcs.)	12.277 EUR (0)
Ø price 250 days   Ø volume 250 days (pcs.)	11.758 EUR (0)
YTD High   date	12.901 EUR (2024/03/28)
YTD Low   date	11.668 EUR (2024/02/27)
52 Weeks High   date	12.901 EUR (2024/03/28)
52 Weeks Low   date	10.566 EUR (2023/10/03)

## Recent Research

on underlying   on sector   on market			
Date		Headline	Download
2022/12/19		Global Equity Ratings	
2022/12/19		Aktienempfehlungen Global	
2022/11/28		Global Equity Ratings	
2022/11/28		Aktienempfehlungen Global	
2022/11/18		Global Equity Ratings	