

E.ON SE FUTURE (EOAI) - EUX/C1

2024/07/26 18:35:12

Price
12.8849 EURDifference  0.11% (0.01)

General attributes

Symbol	EOAIC1
Exchange	Eurex
Currency	EUR
Security type	Future
Underlying	E.ON SE
Maturity	08-2024
Contract size	100

Market data

Bid (Bid size)	- EUR (-)
Ask (Ask size)	- EUR (-)
Open	12.8849 EUR
High	12.8849 EUR
Low	12.8849 EUR
Close (prev. day)	12.8712 EUR
Underlying	E.ON SE
Underlying price (date)	12.855 (24/07/26)
Settlement price (date)	12.88 (24/07/26)
Open Interest	0

Performance and Risk

	6m	1y	3y
Perf (%)	+3.63%	+10.68%	-
Perf (abs.)	+0.45	+1.24	-
Beta	-	-	-
Volatility	19.41	17.29	-

Futures and Options

Related Futures	-
Related Options	-












Information about previous performance does not guarantee future performance.
Source: FactSet

Price data

Ø price 5 days Ø volume 5 days (pcs.)	12.7333 EUR (0)
Ø price 30 days Ø volume 30 days (pcs.)	12.5215 EUR (0)
Ø price 100 days Ø volume 100 days (pcs.)	12.3981 EUR (0)
Ø price 250 days Ø volume 250 days (pcs.)	11.8980 EUR (36)
YTD High date	12.9156 EUR (2024/03/28)
YTD Low date	11.7215 EUR (2024/02/27)
52 Weeks High date	12.9156 EUR (2024/03/28)
52 Weeks Low date	10.6098 EUR (2023/10/03)

Recent Research

on underlying on sector on market			
Date		Headline	Download
2022/12/19		Global Equity Ratings	
2022/12/19		Aktienempfehlungen Global	
2022/11/28		Global Equity Ratings	
2022/11/28		Aktienempfehlungen Global	
2022/11/18		Global Equity Ratings	