

E.ON SE FUTURE (EOAI) - EUX/C1

2024/06/21 18:48:38

Price
12.615 EURDifference  0.39% (0.05)

General attributes

| | |
|---------------|---------|
| Symbol | EOAIC1 |
| Exchange | Eurex |
| Currency | EUR |
| Security type | Future |
| Underlying | E.ON SE |
| Maturity | 07-2024 |
| Contract size | 100 |

Market data

| | |
|-------------------------|-------------------|
| Bid (Bid size) | - EUR (-) |
| Ask (Ask size) | - EUR (-) |
| Open | 12.615 EUR |
| High | 12.615 EUR |
| Low | 12.615 EUR |
| Close (prev. day) | 12.5664 EUR |
| Underlying | E.ON SE |
| Underlying price (date) | 12.255 (24/06/28) |
| Settlement price (date) | 12.28 (24/06/28) |
| Open Interest | 0 |

Performance and Risk

| | 6m | 1y | 3y |
|-------------|--------|---------|----|
| Perf (%) | +2.65% | +10.68% | - |
| Perf (abs.) | +0.33 | +1.22 | - |
| Beta | - | - | - |
| Volatility | 18.70 | 16.86 | - |

Futures and Options

| | |
|-----------------|---|
| Related Futures | - |
| Related Options | - |













Information about previous performance does not guarantee future performance.
Source: FactSet

Price data

| | |
|---------------------------------------------|-------------------------|
| Ø price 5 days Ø volume 5 days (pcs.) | 12.504 EUR (0) |
| Ø price 30 days Ø volume 30 days (pcs.) | - EUR (-) |
| Ø price 100 days Ø volume 100 days (pcs.) | 12.230 EUR (0) |
| Ø price 250 days Ø volume 250 days (pcs.) | 11.820 EUR (36) |
| YTD High date | 12.916 EUR (2024/03/28) |
| YTD Low date | 11.722 EUR (2024/02/27) |
| 52 Weeks High date | 12.916 EUR (2024/03/28) |
| 52 Weeks Low date | 10.610 EUR (2023/10/03) |

Recent Research

| on underlying on sector on market | | | |
|---------------------------------------|-------------------------------------------------------------------------------------|---------------------------|---------------------------------------------------------------------------------------|
| Date | | Headline | Download |
| 2022/12/19 |  | Global Equity Ratings |  |
| 2022/12/19 |  | Aktienempfehlungen Global |  |
| 2022/11/28 |  | Global Equity Ratings |  |
| 2022/11/28 |  | Aktienempfehlungen Global |  |
| 2022/11/18 |  | Global Equity Ratings |  |