

# FACEBOOK INC FUTURE (FBUF) - EUX/C10

2024/07/16 18:50:17

**Price**  
509.077 USD

**Difference**  -1.99% (-10.34)

### General attributes

Symbol	FBUFC10
Exchange	Eurex
Currency	USD
Security type	Future
Underlying	META PLATFORMS INC. CLASS A
Maturity	04-2025
Contract size	100

### Market data

Bid (Bid size)	- USD (-)
Ask (Ask size)	- USD (-)
Open	509.077 USD
High	509.077 USD
Low	509.077 USD
Close (prev. day)	519.414 USD
Underlying	META PLATFORMS INC. CLASS A
Underlying price (date)	489.79 (24/07/16)
Settlement price (date)	509.08 (24/07/16)
Open Interest	0

### Performance and Risk

	6m	1y	3y
Perf (%)	+32.20%	+55.54%	-
Perf (abs.)	+123.99	+181.79	-
Beta	-	-	-
Volatility	51.59	39.94	-

### Futures and Options

Related Futures	-
Related Options	-












Information about previous performance does not guarantee future performance.  
Source: FactSet

### Price data

Ø price 5 days   Ø volume 5 days (pcs.)	518.074 USD (0)
Ø price 30 days   Ø volume 30 days (pcs.)	518.805 USD (0)
Ø price 100 days   Ø volume 100 days (pcs.)	512.449 USD (0)
Ø price 250 days   Ø volume 250 days (pcs.)	398.155 USD (0)
YTD High   date	549.174 USD (2024/04/05)
YTD Low   date	359.799 USD (2024/01/02)
52 Weeks High   date	549.174 USD (2024/04/05)
52 Weeks Low   date	290.589 USD (2023/08/18)

### Recent Research

on underlying	on sector	on market	
Date		Headline	Download
2024/07/15		Aktienempfehlungen Global	
2024/07/12		Global Equity Ratings	
2024/06/21		Global Equity Ratings	
2024/06/21		Aktienempfehlungen Global	
2024/06/14		Global Equity Ratings	