

# FACEBOOK INC FUTURE (FBUF) - EUX/C10

2024/06/21 19:17:09

**Price**  
514.8525 USD

**Difference**  -1.29% (-6.74)

### General attributes

Symbol	FBUFC10
Exchange	Eurex
Currency	USD
Security type	Future
Underlying	META PLATFORMS INC. CLASS A
Maturity	04-2025
Contract size	100

### Market data

Bid (Bid size)	- USD (-)
Ask (Ask size)	- USD (-)
Open	514.8525 USD
High	514.8525 USD
Low	514.8525 USD
Close (prev. day)	521.5892 USD
Underlying	META PLATFORMS INC. CLASS A
Underlying price (date)	539.91 (24/07/05)
Settlement price (date)	551.73 (24/07/05)
Open Interest	0

### Performance and Risk

	6m	1y	3y
Perf (%)	+40.42%	+75.91%	-
Perf (abs.)	+148.20	+222.18	-
Beta	-	-	-
Volatility	49.01	39.08	-

### Futures and Options

Related Futures	-
Related Options	-












Information about previous performance does not guarantee future performance.  
Source: FactSet

### Price data

Ø price 5 days   Ø volume 5 days (pcs.)	519.2429 USD (0)
Ø price 30 days   Ø volume 30 days (pcs.)	- USD (-)
Ø price 100 days   Ø volume 100 days (pcs.)	504.6912 USD (0)
Ø price 250 days   Ø volume 250 days (pcs.)	389.9550 USD (0)
YTD High   date	549.1739 USD (2024/04/05)
YTD Low   date	359.7993 USD (2024/01/02)
52 Weeks High   date	549.1739 USD (2024/04/05)
52 Weeks Low   date	290.5886 USD (2023/08/18)

### Recent Research

on underlying	on sector	on market	
Date		Headline	Download
2024/06/21		Global Equity Ratings	
2024/06/21		Aktienempfehlungen Global	
2024/06/14		Global Equity Ratings	
2024/06/14		Aktienempfehlungen Global	
2024/05/29		Global Equity Ratings	