

## E.ON SE FUTURE (EOAI) - EUX/C12

2024/09/17 18:45:53

Price  
**13.6732** EURDifference  0.33% (0.05)

## General attributes

Symbol	EOAIC12
Exchange	Eurex
Currency	EUR
Security type	Future
Underlying	E.ON SE
Maturity	08-2025
Contract size	100

## Market data

Bid (Bid size)	- EUR (-)
Ask (Ask size)	- EUR (-)
Open	13.6732 EUR
High	13.6732 EUR
Low	13.6732 EUR
Close (prev. day)	13.6278 EUR
Underlying	E.ON SE
Underlying price (date)	13.535 (24/09/18)
Settlement price (date)	13.67 (24/09/17)
Open Interest	0

## Performance and Risk

	6m	1y	3y
Perf (%)	+7.51%	+17.17%	-
Perf (abs.)	+0.95	+2.00	-
Beta	-	-	-
Volatility	18.98	18.91	-

## Futures and Options

Related Futures	-
Related Options	-

5y












Information about previous performance does not guarantee future performance.  
Source: FactSet

## Price data

Ø price 5 days   Ø volume 5 days (pcs.)	13.5115 EUR (0)
Ø price 30 days   Ø volume 30 days (pcs.)	12.7319 EUR (0)
Ø price 100 days   Ø volume 100 days (pcs.)	12.6066 EUR (0)
Ø price 250 days   Ø volume 250 days (pcs.)	12.1443 EUR (0)
YTD High   date	13.6732 EUR (2024/09/17)
YTD Low   date	11.7013 EUR (2024/02/27)
52 Weeks High   date	13.6732 EUR (2024/09/17)
52 Weeks Low   date	10.6048 EUR (2023/10/03)

## Recent Research

on underlying   on sector   on market			
Date		Headline	Download
2022/12/19		Global Equity Ratings	
2022/12/19		Aktienempfehlungen Global	
2022/11/28		Global Equity Ratings	
2022/11/28		Aktienempfehlungen Global	
2022/11/18		Global Equity Ratings	