

E.ON SE FUTURE (EOAI) - EUX/C12

2024/04/30 18:39:14

Price
12.4125 EURDifference  -0.54% (-0.07)

General attributes

| | |
|---------------|---------|
| Symbol | EOAIC12 |
| Exchange | Eurex |
| Currency | EUR |
| Security type | Future |
| Underlying | E.ON SE |
| Maturity | 05-2025 |
| Contract size | 100 |

Market data

| | |
|-------------------------|------------------|
| Bid (Bid size) | - EUR (-) |
| Ask (Ask size) | - EUR (-) |
| Open | 12.4125 EUR |
| High | 12.4125 EUR |
| Low | 12.4125 EUR |
| Close (prev. day) | 12.4797 EUR |
| Underlying | E.ON SE |
| Underlying price (date) | 12.43 (24/06/14) |
| Settlement price (date) | 12.43 (24/06/14) |
| Open Interest | 0 |

Performance and Risk

| | 6m | 1y | 3y |
|-------------|---------|--------|----|
| Perf (%) | +11.92% | +3.32% | - |
| Perf (abs.) | +1.32 | +0.40 | - |
| Beta | - | - | - |
| Volatility | 17.97 | 17.48 | - |

Futures and Options

| | |
|-----------------|---|
| Related Futures | - |
| Related Options | - |













5y

Information about previous performance does not guarantee future performance.
Source: FactSet

Price data

| | |
|---|--------------------------|
| Ø price 5 days Ø volume 5 days (pcs.) | 12.4615 EUR (0) |
| Ø price 30 days Ø volume 30 days (pcs.) | 12.4946 EUR (0) |
| Ø price 100 days Ø volume 100 days (pcs.) | 12.3030 EUR (0) |
| Ø price 250 days Ø volume 250 days (pcs.) | 11.7552 EUR (0) |
| YTD High date | 12.9289 EUR (2024/03/28) |
| YTD Low date | 11.7013 EUR (2024/02/27) |
| 52 Weeks High date | 12.9289 EUR (2024/03/28) |
| 52 Weeks Low date | 10.6048 EUR (2023/10/03) |

Recent Research

| on underlying on sector on market | | | |
|---------------------------------------|---|---------------------------|---|
| Date | | Headline | Download |
| 2022/12/19 |  | Global Equity Ratings |  |
| 2022/12/19 |  | Aktienempfehlungen Global |  |
| 2022/11/28 |  | Global Equity Ratings |  |
| 2022/11/28 |  | Aktienempfehlungen Global |  |
| 2022/11/18 |  | Global Equity Ratings |  |