

E.ON SE FUTURE (EOAI) - EUX/C12

2024/04/30 18:39:14

Price
12.4125 EURDifference  -0.54% (-0.07)

General attributes

Symbol	EOAIC12
Exchange	Eurex
Currency	EUR
Security type	Future
Underlying	E.ON SE
Maturity	04-2025
Contract size	100

Market data

Bid (Bid size)	- EUR (-)
Ask (Ask size)	- EUR (-)
Open	12.4125 EUR
High	12.4125 EUR
Low	12.4125 EUR
Close (prev. day)	12.4797 EUR
Underlying	E.ON SE
Underlying price (date)	12.62 (24/05/03)
Settlement price (date)	12.63 (24/05/03)
Open Interest	0

Performance and Risk

	6m	1y	3y
Perf (%)	+11.92%	+3.32%	-
Perf (abs.)	+1.32	+0.40	-
Beta	-	-	-
Volatility	17.97	17.48	-

Futures and Options

Related Futures	-
Related Options	-












5y

Information about previous performance does not guarantee future performance.
Source: FactSet

Price data

Ø price 5 days Ø volume 5 days (pcs.)	12.4615 EUR (0)
Ø price 30 days Ø volume 30 days (pcs.)	12.4946 EUR (0)
Ø price 100 days Ø volume 100 days (pcs.)	12.3030 EUR (0)
Ø price 250 days Ø volume 250 days (pcs.)	11.7552 EUR (0)
YTD High date	12.9289 EUR (2024/03/28)
YTD Low date	11.7013 EUR (2024/02/27)
52 Weeks High date	12.9289 EUR (2024/03/28)
52 Weeks Low date	10.6048 EUR (2023/10/03)

Recent Research

on underlying	on sector	on market	
Date		Headline	Download
2022/12/19		Global Equity Ratings	
2022/12/19		Aktienempfehlungen Global	
2022/11/28		Global Equity Ratings	
2022/11/28		Aktienempfehlungen Global	
2022/11/18		Global Equity Ratings	