

# EDP - ENERGIAS DE PORTUGAL SA FUTURE (EDPF) - EUX/C1

2024/07/17 18:45:35

Price  
**3.6208** EUR

Difference  0.99% (0.04)

### General attributes

Symbol	EDPFC1
Exchange	Eurex
Currency	EUR
Security type	Future
Underlying	EDP-ENERGIAS DE PORTUGAL SA
Maturity	07-2024
Contract size	100

### Market data

Bid (Bid size)	- EUR (-)
Ask (Ask size)	- EUR (-)
Open	3.6208 EUR
High	3.6208 EUR
Low	3.6208 EUR
Close (prev. day)	3.5852 EUR
Underlying	EDP-ENERGIAS DE PORTUGAL SA
Underlying price (date)	3.62 (24/07/17)
Settlement price (date)	3.62 (24/07/17)
Open Interest	0

### Performance and Risk

	6m	1y	3y
Perf (%)	-18.23%	-17.43%	-
Perf (abs.)	-0.80	-0.76	-
Beta	-	-	-
Volatility	27.85	24.73	-

### Futures and Options

Related Futures	-
Related Options	-

5y












Information about previous performance does not guarantee future performance.  
Source: FactSet

### Price data

Ø price 5 days   Ø volume 5 days (pcs.)	3.6099 EUR (0)
Ø price 30 days   Ø volume 30 days (pcs.)	3.5920 EUR (147)
Ø price 100 days   Ø volume 100 days (pcs.)	3.5812 EUR (44)
Ø price 250 days   Ø volume 250 days (pcs.)	3.9990 EUR (18)
YTD High   date	4.5850 EUR (2024/01/09)
YTD Low   date	3.3071 EUR (2024/04/25)
52 Weeks High   date	4.5945 EUR (2023/12/14)
52 Weeks Low   date	3.3071 EUR (2024/04/25)

### Recent Research

on underlying	on sector	on market	
Date		Headline	Download
2022/12/19		Global Equity Ratings	
2022/12/19		Aktienempfehlungen Global	
2022/11/28		Global Equity Ratings	
2022/11/28		Aktienempfehlungen Global	
2022/11/18		Global Equity Ratings	