

# EDP - ENERGIAS DE PORTUGAL SA FUTURE (EDPF) - EUX/C13

2024/07/17 18:45:35

**Price**  
**3.5661** EUR  
 Difference  0.97% (0.03)

**General attributes**

Symbol	EDPFC13
Exchange	Eurex
Currency	EUR
Security type	Future
Underlying	EDP-ENERGIAS DE PORTUGAL SA
Maturity	07-2025
Contract size	100

**Market data**

Bid (Bid size)	- EUR (-)
Ask (Ask size)	- EUR (-)
Open	3.5661 EUR
High	3.5661 EUR
Low	3.5661 EUR
Close (prev. day)	3.5319 EUR
Underlying	EDP-ENERGIAS DE PORTUGAL SA
Underlying price (date)	3.62 (24/07/17)
Settlement price (date)	3.57 (24/07/17)
Open Interest	0

**Performance and Risk**

	6m	1y	3y
Perf (%)	-18.75%	-18.40%	-
Perf (abs.)	-0.82	-0.80	-
Beta	-	-	-
Volatility	29.77	26.73	-

**Futures and Options**

Related Futures	-
Related Options	-

5y












Information about previous performance does not guarantee future performance.  
 Source: FactSet

**Price data**

Ø price 5 days   Ø volume 5 days (pcs.)	3.5574 EUR (0)
Ø price 30 days   Ø volume 30 days (pcs.)	3.5394 EUR (0)
Ø price 100 days   Ø volume 100 days (pcs.)	3.5149 EUR (0)
Ø price 250 days   Ø volume 250 days (pcs.)	3.9567 EUR (0)
YTD High   date	4.5584 EUR (2024/01/09)
YTD Low   date	3.2382 EUR (2024/04/25)
52 Weeks High   date	4.5713 EUR (2023/12/14)
52 Weeks Low   date	3.2382 EUR (2024/04/25)

**Recent Research**

on underlying	on sector	on market	
Date		Headline	Download
2022/12/19		Global Equity Ratings	
2022/12/19		Aktienempfehlungen Global	
2022/11/28		Global Equity Ratings	
2022/11/28		Aktienempfehlungen Global	
2022/11/18		Global Equity Ratings	