

## EDP - ENERGIAS DE PORTUGAL SA FUTURE (EDPF) - EUX/C13

2024/05/06 18:29:36

Price  
3.4489 EURDifference  0.95% (0.03)

## General attributes

Symbol	EDPFC13
Exchange	Eurex
Currency	EUR
Security type	Future
Underlying	EDP-ENERGIAS DE PORTUGAL SA
Maturity	06-2025
Contract size	100

## Market data

Bid (Bid size)	- EUR (-)
Ask (Ask size)	- EUR (-)
Open	3.4489 EUR
High	3.4489 EUR
Low	3.4489 EUR
Close (prev. day)	3.4165 EUR
Underlying	EDP-ENERGIAS DE PORTUGAL SA
Underlying price (date)	3.681 (24/05/24)
Settlement price (date)	3.70 (24/05/23)
Open Interest	0

## Performance and Risk

	6m	1y	3y
Perf (%)	-18.24%	-29.06%	-
Perf (abs.)	-0.77	-1.41	-
Beta	-	-	-
Volatility	27.24	24.72	-

## Futures and Options

Related Futures	-
Related Options	-

5y












Information about previous performance does not guarantee future performance.  
Source: FactSet

## Price data

Ø price 5 days   Ø volume 5 days (pcs.)	3.3685 EUR (0)
Ø price 30 days   Ø volume 30 days (pcs.)	3.4431 EUR (0)
Ø price 100 days   Ø volume 100 days (pcs.)	3.8574 EUR (0)
Ø price 250 days   Ø volume 250 days (pcs.)	4.0893 EUR (0)
YTD High   date	4.5584 EUR (2024/01/09)
YTD Low   date	3.2382 EUR (2024/04/25)
52 Weeks High   date	4.8720 EUR (2023/05/15)
52 Weeks Low   date	3.2382 EUR (2024/04/25)

## Recent Research

on underlying	on sector	on market	
Date		Headline	Download
2022/12/19		Global Equity Ratings	
2022/12/19		Aktienempfehlungen Global	
2022/11/28		Global Equity Ratings	
2022/11/28		Aktienempfehlungen Global	
2022/11/18		Global Equity Ratings	