

EDP - ENERGIAS DE PORTUGAL SA FUTURE (EDPF) - EUX/C13

2024/04/25 18:46:41

Price
3.2382 EUR

Difference  -0.98% (-0.03)

General attributes

Symbol	EDPFC13
Exchange	Eurex
Currency	EUR
Security type	Future
Underlying	EDP-ENERGIAS DE PORTUGAL SA
Maturity	05-2025
Contract size	100

Market data

Bid (Bid size)	- EUR (-)
Ask (Ask size)	- EUR (-)
Open	3.2382 EUR
High	3.2382 EUR
Low	3.2382 EUR
Close (prev. day)	3.2703 EUR
Underlying	EDP-ENERGIAS DE PORTUGAL SA
Underlying price (date)	3.512 (24/04/26)
Settlement price (date)	3.24 (24/04/25)
Open Interest	0

Performance and Risk

	6m	1y	3y
Perf (%)	-14.19%	-35.07%	-
Perf (abs.)	-0.54	-1.75	-
Beta	-	-	-
Volatility	27.32	24.40	-

Futures and Options

Related Futures	-
Related Options	-

5y












Information about previous performance does not guarantee future performance.
Source: FactSet

Price data

Ø price 5 days Ø volume 5 days (pcs.)	3.3497 EUR (0)
Ø price 30 days Ø volume 30 days (pcs.)	3.4710 EUR (0)
Ø price 100 days Ø volume 100 days (pcs.)	3.9229 EUR (0)
Ø price 250 days Ø volume 250 days (pcs.)	4.1248 EUR (0)
YTD High date	4.5584 EUR (2024/01/09)
YTD Low date	3.2382 EUR (2024/04/25)
52 Weeks High date	5.0098 EUR (2023/04/27)
52 Weeks Low date	3.2382 EUR (2024/04/25)

Recent Research

on underlying	on sector	on market	
Date		Headline	Download
2022/12/19		Global Equity Ratings	
2022/12/19		Aktienempfehlungen Global	
2022/11/28		Global Equity Ratings	
2022/11/28		Aktienempfehlungen Global	
2022/11/18		Global Equity Ratings	