

FACEBOOK INC FUTURE (FBUF) - EUX/C11

2024/06/21 19:17:09

Price
516.7361 USD

Difference  **-1.29% (-6.77)**

General attributes

Symbol	FBUFC11
Exchange	Eurex
Currency	USD
Security type	Future
Underlying	META PLATFORMS INC. CLASS A
Maturity	05-2025
Contract size	100

Market data

Bid (Bid size)	- USD (-)
Ask (Ask size)	- USD (-)
Open	516.7361 USD
High	516.7361 USD
Low	516.7361 USD
Close (prev. day)	523.5011 USD
Underlying	META PLATFORMS INC. CLASS A
Underlying price (date)	539.91 (24/07/05)
Settlement price (date)	553.24 (24/07/05)
Open Interest	0

Performance and Risk

	6m	1y	3y
Perf (%)	+50.42%	+78.20%	-
Perf (abs.)	+185.45	+242.79	-
Beta	-	-	-
Volatility	55.56	42.09	-

Futures and Options

Related Futures	-
Related Options	-












Information about previous performance does not guarantee future performance.
Source: FactSet

Price data

Ø price 5 days Ø volume 5 days (pcs.)	- USD (-)
Ø price 30 days Ø volume 30 days (pcs.)	- USD (-)
Ø price 100 days Ø volume 100 days (pcs.)	514.8977 USD (0)
Ø price 250 days Ø volume 250 days (pcs.)	395.1445 USD (0)
YTD High date	553.2428 USD (2024/07/05)
YTD Low date	361.0614 USD (2024/01/02)
52 Weeks High date	553.2428 USD (2024/07/05)
52 Weeks Low date	292.1094 USD (2023/08/18)

Recent Research

on underlying	on sector	on market	
Date		Headline	Download
2024/06/21		Global Equity Ratings	
2024/06/21		Aktienempfehlungen Global	
2024/06/14		Global Equity Ratings	
2024/06/14		Aktienempfehlungen Global	
2024/05/29		Global Equity Ratings	