

# ERSTE GROUP BANK AG FUTURE (EBOG) - EUX/C11

2024/08/16 19:01:18

Price  
**46.1854** EUR

Difference  -0.50% (-0.23)

### General attributes

Symbol	EBOGC11
Exchange	Eurex
Currency	EUR
Security type	Future
Underlying	ERSTE GROUP BANK AG
Maturity	07-2025
Contract size	100

### Market data

Bid (Bid size)	- EUR (-)
Ask (Ask size)	- EUR (-)
Open	46.1854 EUR
High	46.1854 EUR
Low	46.1854 EUR
Close (prev. day)	46.4156 EUR
Underlying	ERSTE GROUP BANK AG
Underlying price (date)	47.28 (24/08/16)
Settlement price (date)	46.28 (24/08/16)
Open Interest	0

### Performance and Risk

	6m	1y	3y
Perf (%)	+22.64%	+43.62%	-
Perf (abs.)	+8.57	+14.10	-
Beta	-	-	-
Volatility	27.87	22.61	-

### Futures and Options

Related Futures	-
Related Options	-

5y











Information about previous performance does not guarantee future performance.  
Source: FactSet

### Price data

Ø price 5 days   Ø volume 5 days (pcs.)	45.3783 EUR (0)
Ø price 30 days   Ø volume 30 days (pcs.)	46.3300 EUR (0)
Ø price 100 days   Ø volume 100 days (pcs.)	44.2821 EUR (0)
Ø price 250 days   Ø volume 250 days (pcs.)	37.6055 EUR (0)
YTD High   date	48.6448 EUR (2024/07/16)
YTD Low   date	35.4020 EUR (2024/01/03)
52 Weeks High   date	48.6448 EUR (2024/07/16)
52 Weeks Low   date	30.8592 EUR (2023/09/27)

### Recent Research

on underlying	on sector	on market		
Date			Headline	Download
2024/05/03			Equity Weekly	
2024/03/01			Equity Weekly	
2023/11/03			Equity Weekly	
2023/08/04			Equity Weekly	
2023/04/28			Equity Weekly	