

ERSTE GROUP BANK AG FUTURE (EBOG) - EUX/C11

2024/07/17 18:45:35

Price
47.9789 EUR

Difference  -1.37% (-0.67)

General attributes

Symbol	EBOGC11
Exchange	Eurex
Currency	EUR
Security type	Future
Underlying	ERSTE GROUP BANK AG
Maturity	05-2025
Contract size	100

Market data

Bid (Bid size)	- EUR (-)
Ask (Ask size)	- EUR (-)
Open	47.9789 EUR
High	47.9789 EUR
Low	47.9789 EUR
Close (prev. day)	48.6448 EUR
Underlying	ERSTE GROUP BANK AG
Underlying price (date)	46.48 (24/07/17)
Settlement price (date)	47.98 (24/07/17)
Open Interest	0

Performance and Risk

	6m	1y	3y
Perf (%)	+28.32%	+39.82%	-
Perf (abs.)	+10.59	+13.66	-
Beta	-	-	-
Volatility	23.81	20.86	-

Futures and Options

Related Futures	-
Related Options	-

5y












Information about previous performance does not guarantee future performance.
Source: FactSet

Price data

Ø price 5 days Ø volume 5 days (pcs.)	48.2070 EUR (0)
Ø price 30 days Ø volume 30 days (pcs.)	46.8681 EUR (0)
Ø price 100 days Ø volume 100 days (pcs.)	41.2887 EUR (0)
Ø price 250 days Ø volume 250 days (pcs.)	36.3399 EUR (0)
YTD High date	48.6448 EUR (2024/07/16)
YTD Low date	35.4020 EUR (2024/01/03)
52 Weeks High date	48.6448 EUR (2024/07/16)
52 Weeks Low date	30.8592 EUR (2023/09/27)

Recent Research

on underlying	on sector	on market		
Date			Headline	Download
2024/05/03			Equity Weekly	
2024/03/01			Equity Weekly	
2023/11/03			Equity Weekly	
2023/08/04			Equity Weekly	
2023/04/28			Equity Weekly	