

ERSTE GROUP BANK AG FUTURE (EBOG) - EUX/C11

2024/05/03 18:32:48

Price
43.6393 EUR

Difference  -0.97% (-0.43)

General attributes

Symbol	EBOGC11
Exchange	Eurex
Currency	EUR
Security type	Future
Underlying	ERSTE GROUP BANK AG
Maturity	03-2025
Contract size	100

Market data

Bid (Bid size)	- EUR (-)
Ask (Ask size)	- EUR (-)
Open	43.6393 EUR
High	43.6393 EUR
Low	43.6393 EUR
Close (prev. day)	44.0646 EUR
Underlying	ERSTE GROUP BANK AG
Underlying price (date)	44.67 (24/05/03)
Settlement price (date)	43.64 (24/05/03)
Open Interest	0

Performance and Risk

	6m	1y	3y
Perf (%)	+30.65%	+32.50%	-
Perf (abs.)	+10.05	+10.51	-
Beta	-	-	-
Volatility	18.67	20.09	-

Futures and Options

Related Futures	-
Related Options	-

5y












Information about previous performance does not guarantee future performance.
Source: FactSet

Price data

Ø price 5 days Ø volume 5 days (pcs.)	43.1406 EUR (0)
Ø price 30 days Ø volume 30 days (pcs.)	40.9896 EUR (0)
Ø price 100 days Ø volume 100 days (pcs.)	38.3068 EUR (0)
Ø price 250 days Ø volume 250 days (pcs.)	34.9384 EUR (0)
YTD High date	43.5388 EUR (2024/04/23)
YTD Low date	35.4020 EUR (2024/01/03)
52 Weeks High date	43.5388 EUR (2024/04/23)
52 Weeks Low date	30.3771 EUR (2023/05/15)

Recent Research

on underlying	on sector	on market		
Date			Headline	Download
2024/05/03			Equity Weekly	
2024/03/01			Equity Weekly	
2023/11/03			Equity Weekly	
2023/08/04			Equity Weekly	
2023/04/28			Equity Weekly	