

ERSTE GROUP BANK AG FUTURE (EBOG) - EUX/C11

2024/04/26 18:31:09

Price
42.9623 EUR

Difference  -1.20% (-0.52)

General attributes

Symbol	EBOGC11
Exchange	Eurex
Currency	EUR
Security type	Future
Underlying	ERSTE GROUP BANK AG
Maturity	03-2025
Contract size	100

Market data

Bid (Bid size)	- EUR (-)
Ask (Ask size)	- EUR (-)
Open	42.9623 EUR
High	42.9623 EUR
Low	42.9623 EUR
Close (prev. day)	43.4831 EUR
Underlying	ERSTE GROUP BANK AG
Underlying price (date)	43.97 (24/04/26)
Settlement price (date)	42.96 (24/04/26)
Open Interest	0

Performance and Risk

	6m	1y	3y
Perf (%)	+35.48%	+35.13%	-
Perf (abs.)	+11.25	+11.17	-
Beta	-	-	-
Volatility	19.28	20.16	-

Futures and Options

Related Futures	-
Related Options	-

5y












Information about previous performance does not guarantee future performance.
Source: FactSet

Price data

Ø price 5 days Ø volume 5 days (pcs.)	43.1956 EUR (0)
Ø price 30 days Ø volume 30 days (pcs.)	40.6086 EUR (0)
Ø price 100 days Ø volume 100 days (pcs.)	38.1703 EUR (0)
Ø price 250 days Ø volume 250 days (pcs.)	34.8518 EUR (0)
YTD High date	43.5388 EUR (2024/04/23)
YTD Low date	35.4020 EUR (2024/01/03)
52 Weeks High date	43.5388 EUR (2024/04/23)
52 Weeks Low date	30.3771 EUR (2023/05/15)

Recent Research

on underlying	on sector	on market		
Date			Headline	Download
2024/03/01			Equity Weekly	
2023/11/03			Equity Weekly	
2023/08/04			Equity Weekly	
2023/04/28			Equity Weekly	
2023/03/03			Equity Weekly	