

# ERSTE GROUP BANK AG FUTURE (EBOG) - EUX/C1

2024/08/16 18:59:48

Price  
**47.28** EUR

Difference  -0.47% (-0.23)

### General attributes

Symbol	EBOGC1
Exchange	Eurex
Currency	EUR
Security type	Future
Underlying	ERSTE GROUP BANK AG
Maturity	09-2024
Contract size	100

### Market data

Bid (Bid size)	- EUR (-)
Ask (Ask size)	- EUR (-)
Open	47.28 EUR
High	47.28 EUR
Low	47.28 EUR
Close (prev. day)	47.5051 EUR
Underlying	ERSTE GROUP BANK AG
Underlying price (date)	47.28 (24/08/16)
Settlement price (date)	47.45 (24/08/16)
Open Interest	0

### Performance and Risk

	6m	1y	3y
Perf (%)	+22.17%	+42.19%	-
Perf (abs.)	+8.62	+14.09	-
Beta	-	-	-
Volatility	24.71	20.50	-

### Futures and Options

Related Futures	-
Related Options	-











Information about previous performance does not guarantee future performance.  
Source: FactSet

### Price data

Ø price 5 days   Ø volume 5 days (pcs.)	46.50 EUR (0)
Ø price 30 days   Ø volume 30 days (pcs.)	46.46 EUR (0)
Ø price 100 days   Ø volume 100 days (pcs.)	44.69 EUR (57)
Ø price 250 days   Ø volume 250 days (pcs.)	38.51 EUR (71)
YTD High   date	48.45 EUR (2024/07/30)
YTD Low   date	36.52 EUR (2024/01/03)
52 Weeks High   date	48.45 EUR (2024/07/30)
52 Weeks Low   date	31.99 EUR (2023/09/27)

### Recent Research

on underlying	on sector	on market		
Date			Headline	Download
2024/05/03			Equity Weekly	
2024/03/01			Equity Weekly	
2023/11/03			Equity Weekly	
2023/08/04			Equity Weekly	
2023/04/28			Equity Weekly	