

ERSTE GROUP BANK AG FUTURE (EBOG) - EUX/C1

2024/05/06 18:29:36

Price
44.9737 EUR

Difference  0.53% (0.24)

General attributes

Symbol	EBOGC1
Exchange	Eurex
Currency	EUR
Security type	Future
Underlying	ERSTE GROUP BANK AG
Maturity	05-2024
Contract size	100

Market data

Bid (Bid size)	- EUR (-)
Ask (Ask size)	- EUR (-)
Open	44.9737 EUR
High	44.9737 EUR
Low	44.9737 EUR
Close (prev. day)	44.7381 EUR
Underlying	ERSTE GROUP BANK AG
Underlying price (date)	44.92 (24/05/06)
Settlement price (date)	44.97 (24/05/06)
Open Interest	0

Performance and Risk

	6m	1y	3y
Perf (%)	+29.77%	+40.22%	-
Perf (abs.)	+10.08	+12.61	-
Beta	-	-	-
Volatility	17.25	18.78	-

Futures and Options

Related Futures	-
Related Options	-












Information about previous performance does not guarantee future performance.
Source: FactSet

Price data

Ø price 5 days Ø volume 5 days (pcs.)	44.2461 EUR (0)
Ø price 30 days Ø volume 30 days (pcs.)	42.1453 EUR (0)
Ø price 100 days Ø volume 100 days (pcs.)	39.4274 EUR (60)
Ø price 250 days Ø volume 250 days (pcs.)	35.5629 EUR (80)
YTD High date	44.6340 EUR (2024/04/23)
YTD Low date	36.5241 EUR (2024/01/03)
52 Weeks High date	44.6340 EUR (2024/04/23)
52 Weeks Low date	29.4594 EUR (2023/05/15)

Recent Research

on underlying	on sector	on market		
Date			Headline	Download
2024/05/03			Equity Weekly	
2024/03/01			Equity Weekly	
2023/11/03			Equity Weekly	
2023/08/04			Equity Weekly	
2023/04/28			Equity Weekly	

5y