

ERSTE GROUP BANK AG FUTURE (EBOG) - EUX/C1

2024/04/24 18:35:19

Price
44.6101 EUR

Difference  -0.05% (-0.02)

General attributes

Symbol	EBOGC1
Exchange	Eurex
Currency	EUR
Security type	Future
Underlying	ERSTE GROUP BANK AG
Maturity	05-2024
Contract size	100

Market data

Bid (Bid size)	- EUR (-)
Ask (Ask size)	- EUR (-)
Open	44.6101 EUR
High	44.6101 EUR
Low	44.6101 EUR
Close (prev. day)	44.634 EUR
Underlying	ERSTE GROUP BANK AG
Underlying price (date)	44.50 (24/04/24)
Settlement price (date)	44.61 (24/04/24)
Open Interest	0

Performance and Risk

	6m	1y	3y
Perf (%)	+37.55%	+36.33%	-
Perf (abs.)	+12.19	+11.89	-
Beta	-	-	-
Volatility	17.74	18.91	-

Futures and Options

Related Futures	-
Related Options	-









5y

Information about previous performance does not guarantee future performance.
Source: FactSet

Price data

Ø price 5 days Ø volume 5 days (pcs.)	43.1769 EUR (0)
Ø price 30 days Ø volume 30 days (pcs.)	41.1034 EUR (100)
Ø price 100 days Ø volume 100 days (pcs.)	39.0695 EUR (60)
Ø price 250 days Ø volume 250 days (pcs.)	35.2947 EUR (80)
YTD High date	44.6340 EUR (2024/04/23)
YTD Low date	36.5241 EUR (2024/01/03)
52 Weeks High date	44.6340 EUR (2024/04/23)
52 Weeks Low date	29.4594 EUR (2023/05/15)

Recent Research

on underlying	on sector	on market	
Date		Headline	Download
2024/03/01		Equity Weekly	
2023/11/03		Equity Weekly	
2023/08/04		Equity Weekly	
2023/04/28		Equity Weekly	
2023/03/03		Equity Weekly	