

EDP - ENERGIAS DE PORTUGAL SA FUTURE (EDPF) - EUX/C12

2024/09/13 18:35:06

Price
4.0669 EURDifference  0.92% (0.04)

General attributes

Symbol	EDPFC12
Exchange	Eurex
Currency	EUR
Security type	Future
Underlying	EDP-ENERGIAS DE PORTUGAL SA
Maturity	08-2025
Contract size	100

Market data

Bid (Bid size)	- EUR (-)
Ask (Ask size)	- EUR (-)
Open	4.0669 EUR
High	4.0669 EUR
Low	4.0669 EUR
Close (prev. day)	4.03 EUR
Underlying	EDP-ENERGIAS DE PORTUGAL SA
Underlying price (date)	4.129 (24/09/13)
Settlement price (date)	4.07 (24/09/13)
Open Interest	0

Performance and Risk

	6m	1y	3y
Perf (%)	+14.33%	+0.18%	-
Perf (abs.)	+0.51	+0.01	-
Beta	-	-	-
Volatility	25.27	25.01	-

Futures and Options

Related Futures	-
Related Options	-












5y

Information about previous performance does not guarantee future performance.
Source: FactSet

Price data

Ø price 5 days Ø volume 5 days (pcs.)	4.0326 EUR (0)
Ø price 30 days Ø volume 30 days (pcs.)	3.7512 EUR (0)
Ø price 100 days Ø volume 100 days (pcs.)	3.6810 EUR (0)
Ø price 250 days Ø volume 250 days (pcs.)	3.8679 EUR (0)
YTD High date	4.5494 EUR (2024/01/09)
YTD Low date	3.3906 EUR (2024/03/21)
52 Weeks High date	4.5590 EUR (2023/12/14)
52 Weeks Low date	3.3906 EUR (2024/03/21)

Recent Research

on underlying on sector on market			
Date		Headline	Download
2022/12/19		Global Equity Ratings	
2022/12/19		Aktienempfehlungen Global	
2022/11/28		Global Equity Ratings	
2022/11/28		Aktienempfehlungen Global	
2022/11/18		Global Equity Ratings	