

## EDP - ENERGIAS DE PORTUGAL SA FUTURE (EDPF) - EUX/C12

2024/04/24 18:35:19

Price  
**3.4518** EURDifference  -1.36% (-0.05)

## General attributes

Symbol	EDPFC12
Exchange	Eurex
Currency	EUR
Security type	Future
Underlying	EDP-ENERGIAS DE PORTUGAL SA
Maturity	04-2025
Contract size	100

## Market data

Bid (Bid size)	- EUR (-)
Ask (Ask size)	- EUR (-)
Open	3.4518 EUR
High	3.4518 EUR
Low	3.4518 EUR
Close (prev. day)	3.4994 EUR
Underlying	EDP-ENERGIAS DE PORTUGAL SA
Underlying price (date)	3.525 (24/04/24)
Settlement price (date)	3.45 (24/04/24)
Open Interest	0

## Performance and Risk

	6m	1y	3y
Perf (%)	-5.69%	-31.98%	-
Perf (abs.)	-0.21	-1.65	-
Beta	-	-	-
Volatility	24.39	23.25	-

## Futures and Options

Related Futures	-
Related Options	-












5y

Information about previous performance does not guarantee future performance.  
Source: FactSet

## Price data

Ø price 5 days   Ø volume 5 days (pcs.)	3.5242 EUR (0)
Ø price 30 days   Ø volume 30 days (pcs.)	3.5064 EUR (0)
Ø price 100 days   Ø volume 100 days (pcs.)	3.9442 EUR (0)
Ø price 250 days   Ø volume 250 days (pcs.)	4.1387 EUR (0)
YTD High   date	4.5494 EUR (2024/01/09)
YTD Low   date	3.3906 EUR (2024/03/21)
52 Weeks High   date	5.1853 EUR (2023/04/27)
52 Weeks Low   date	3.3906 EUR (2024/03/21)

## Recent Research

on underlying	on sector	on market	
Date		Headline	Download
2022/12/19		Global Equity Ratings	
2022/12/19		Aktienempfehlungen Global	
2022/11/28		Global Equity Ratings	
2022/11/28		Aktienempfehlungen Global	
2022/11/18		Global Equity Ratings	