


SIEMENS ENERGY AG FUTURE (ENRF) - EUX/C11

2024/07/26 18:35:12		
Price	26.2794 EUR	
Difference		2.12% (0.55)

General attributes	
Symbol	ENRFC11
Exchange	Eurex
Currency	EUR
Security type	Future
Underlying	SIEMENS ENERGY AG
Maturity	06-2025
Contract size	100

Market data	
Bid (Bid size)	- EUR (-)
Ask (Ask size)	- EUR (-)
Open	26.2794 EUR
High	26.2794 EUR
Low	26.2794 EUR
Close (prev. day)	25.7333 EUR
Underlying	SIEMENS ENERGY AG
Underlying price (date)	25.40 (24/07/26)
Settlement price (date)	26.28 (24/07/26)
Open Interest	0

Performance and Risk			
	6m	1y	3y
Perf (%)	+85.43%	+60.65%	-
Perf (abs.)	+12.11	+9.92	-
Beta	-	-	-
Volatility	51.90	71.11	-










Futures and Options	
Related Futures	-
Related Options	-



Information about previous performance does not guarantee future performance.
Source: FactSet

Price data	
Ø price 5 days Ø volume 5 days (pcs.)	26.5137 EUR (0)
Ø price 30 days Ø volume 30 days (pcs.)	26.5137 EUR (0)
Ø price 100 days Ø volume 100 days (pcs.)	20.5275 EUR (0)
Ø price 250 days Ø volume 250 days (pcs.)	14.7503 EUR (0)
YTD High date	28.7095 EUR (2024/07/11)
YTD Low date	11.4852 EUR (2024/01/03)
52 Weeks High date	28.7095 EUR (2024/07/11)
52 Weeks Low date	7.0527 EUR (2023/10/26)

Recent Research

on sector		on market	
Date		Headline	Download
2024/07/26		Equity Weekly	
2024/07/24		Global Equity Ratings	
2024/07/24		Aktienempfehlungen Global	
2024/07/15		Aktienempfehlungen Global	
2024/07/12		Global Equity Ratings	