

# DWS GROUP GMBH & CO. KGAA FUTURE (DWSF) - EUX/C11

2024/07/26 18:35:09

**Price**  
**33.2077** EUR  
 Difference  2.42% (0.78)

**General attributes**

Symbol	DWSFC11
Exchange	Eurex
Currency	EUR
Security type	Future
Underlying	DWS GROUP GMBH & CO. KGAA
Maturity	06-2025
Contract size	100

**Market data**

Bid (Bid size)	- EUR (-)
Ask (Ask size)	- EUR (-)
Open	33.2077 EUR
High	33.2077 EUR
Low	33.2077 EUR
Close (prev. day)	32.4243 EUR
Underlying	DWS GROUP GMBH & CO. KGAA
Underlying price (date)	33.74 (24/07/26)
Settlement price (date)	33.21 (24/07/26)
Open Interest	0

**Performance and Risk**

	6m	1y	3y
Perf (%)	-10.16%	+9.56%	-
Perf (abs.)	-3.76	+2.90	-
Beta	-	-	-
Volatility	40.76	29.35	-

**Futures and Options**

Related Futures	-
Related Options	-

5y











Information about previous performance does not guarantee future performance.  
 Source: FactSet

**Price data**

Ø price 5 days   Ø volume 5 days (pcs.)	32.2658 EUR (0)
Ø price 30 days   Ø volume 30 days (pcs.)	33.6111 EUR (0)
Ø price 100 days   Ø volume 100 days (pcs.)	37.9041 EUR (0)
Ø price 250 days   Ø volume 250 days (pcs.)	33.7739 EUR (0)
YTD High   date	41.1391 EUR (2024/05/06)
YTD Low   date	31.6230 EUR (2024/07/23)
52 Weeks High   date	41.1391 EUR (2024/05/06)
52 Weeks Low   date	26.1941 EUR (2023/10/27)

**Recent Research**

on sector		on market	
Date		Headline	Download
2024/07/24		Global Equity Ratings	
2024/07/24		Aktienempfehlungen Global	
2024/07/19		Equity Weekly	
2024/07/15		Aktienempfehlungen Global	
2024/07/12		Global Equity Ratings	