

ERSTE GROUP BANK AG FUTURE (EBOG) - EUX/C12

2024/07/17 18:45:35

Price
45.6377 EUR

Difference  -1.47% (-0.68)

General attributes

Symbol	EBOGC12
Exchange	Eurex
Currency	EUR
Security type	Future
Underlying	ERSTE GROUP BANK AG
Maturity	06-2025
Contract size	100

Market data

Bid (Bid size)	- EUR (-)
Ask (Ask size)	- EUR (-)
Open	45.6377 EUR
High	45.6377 EUR
Low	45.6377 EUR
Close (prev. day)	46.3191 EUR
Underlying	ERSTE GROUP BANK AG
Underlying price (date)	46.48 (24/07/17)
Settlement price (date)	45.64 (24/07/17)
Open Interest	0

Performance and Risk

	6m	1y	3y
Perf (%)	+21.74%	+38.21%	-
Perf (abs.)	+8.15	+12.62	-
Beta	-	-	-
Volatility	20.89	19.23	-

Futures and Options

Related Futures	-
Related Options	-











Information about previous performance does not guarantee future performance.
Source: FactSet

Price data

Ø price 5 days Ø volume 5 days (pcs.)	45.8929 EUR (0)
Ø price 30 days Ø volume 30 days (pcs.)	45.4746 EUR (0)
Ø price 100 days Ø volume 100 days (pcs.)	40.7960 EUR (0)
Ø price 250 days Ø volume 250 days (pcs.)	36.2246 EUR (0)
YTD High date	46.3191 EUR (2024/07/16)
YTD Low date	35.4852 EUR (2024/01/03)
52 Weeks High date	46.3191 EUR (2024/07/16)
52 Weeks Low date	30.9740 EUR (2023/09/27)

Recent Research

on underlying	on sector	on market		
Date			Headline	Download
2024/05/03			Equity Weekly	
2024/03/01			Equity Weekly	
2023/11/03			Equity Weekly	
2023/08/04			Equity Weekly	
2023/04/28			Equity Weekly	