

ERSTE GROUP BANK AG FUTURE (EBOG) - EUX/C12

2024/04/30 18:39:12

Price
42.9334 EUR

Difference  -0.17% (-0.07)

General attributes

Symbol	EBOGC12
Exchange	Eurex
Currency	EUR
Security type	Future
Underlying	ERSTE GROUP BANK AG
Maturity	04-2025
Contract size	100

Market data

Bid (Bid size)	- EUR (-)
Ask (Ask size)	- EUR (-)
Open	42.9334 EUR
High	42.9334 EUR
Low	42.9334 EUR
Close (prev. day)	43.0055 EUR
Underlying	ERSTE GROUP BANK AG
Underlying price (date)	46.15 (24/05/16)
Settlement price (date)	45.22 (24/05/15)
Open Interest	0

Performance and Risk

	6m	1y	3y
Perf (%)	+31.29%	+37.95%	-
Perf (abs.)	+10.48	+12.10	-
Beta	-	-	-
Volatility	18.97	20.42	-

Futures and Options

Related Futures	-
Related Options	-












Information about previous performance does not guarantee future performance.
Source: FactSet

Price data

Ø price 5 days Ø volume 5 days (pcs.)	43.5642 EUR (0)
Ø price 30 days Ø volume 30 days (pcs.)	41.6508 EUR (0)
Ø price 100 days Ø volume 100 days (pcs.)	38.6419 EUR (0)
Ø price 250 days Ø volume 250 days (pcs.)	35.0469 EUR (0)
YTD High date	44.1670 EUR (2024/05/02)
YTD Low date	35.4852 EUR (2024/01/03)
52 Weeks High date	44.1670 EUR (2024/05/02)
52 Weeks Low date	30.2360 EUR (2023/06/23)

Recent Research

on underlying	on sector	on market		
Date			Headline	Download
2024/05/03			Equity Weekly	
2024/03/01			Equity Weekly	
2023/11/03			Equity Weekly	
2023/08/04			Equity Weekly	
2023/04/28			Equity Weekly	