

ERSTE GROUP BANK AG FUTURE (EBOG) - EUX/C12

2024/04/26 18:31:09

Price
43.0608 EUR

Difference  **-1.20% (-0.52)**

General attributes

Symbol	EBOGC12
Exchange	Eurex
Currency	EUR
Security type	Future
Underlying	ERSTE GROUP BANK AG
Maturity	04-2025
Contract size	100

Market data

Bid (Bid size)	- EUR (-)
Ask (Ask size)	- EUR (-)
Open	43.0608 EUR
High	43.0608 EUR
Low	43.0608 EUR
Close (prev. day)	43.5829 EUR
Underlying	ERSTE GROUP BANK AG
Underlying price (date)	43.96 (24/04/29)
Settlement price (date)	43.06 (24/04/26)
Open Interest	0

Performance and Risk

	6m	1y	3y
Perf (%)	+35.41%	+34.95%	-
Perf (abs.)	+11.26	+11.15	-
Beta	-	-	-
Volatility	19.28	20.60	-

Futures and Options

Related Futures	-
Related Options	-

5y












Information about previous performance does not guarantee future performance.
 Source: FactSet

Price data

Ø price 5 days Ø volume 5 days (pcs.)	43.2924 EUR (0)
Ø price 30 days Ø volume 30 days (pcs.)	40.7018 EUR (0)
Ø price 100 days Ø volume 100 days (pcs.)	38.2610 EUR (0)
Ø price 250 days Ø volume 250 days (pcs.)	34.8076 EUR (0)
YTD High date	43.6339 EUR (2024/04/23)
YTD Low date	35.4852 EUR (2024/01/03)
52 Weeks High date	43.6339 EUR (2024/04/23)
52 Weeks Low date	30.2360 EUR (2023/06/23)

Recent Research

on underlying	on sector	on market		
Date			Headline	Download
2024/03/01			Equity Weekly	
2023/11/03			Equity Weekly	
2023/08/04			Equity Weekly	
2023/04/28			Equity Weekly	
2023/03/03			Equity Weekly	