

# A2A S.P.A. FUTURE (EAMG) - EUX/C10

2024/07/16 18:50:11

**Price**  
1.9136 EUR

**Difference**  -0.44% (-0.01)

### General attributes

Symbol	EAMGC10
Exchange	Eurex
Currency	EUR
Security type	Future
Underlying	A2A SPA
Maturity	04-2025
Contract size	1,000

### Market data

Bid (Bid size)	- EUR (-)
Ask (Ask size)	- EUR (-)
Open	1.9136 EUR
High	1.9136 EUR
Low	1.9136 EUR
Close (prev. day)	1.922 EUR
Underlying	A2A SPA
Underlying price (date)	1.8585 (24/07/16)
Settlement price (date)	1.91 (24/07/16)
Open Interest	0

### Performance and Risk

	6m	1y	3y
Perf (%)	+4.72%	+11.62%	-
Perf (abs.)	+0.09	+0.20	-
Beta	-	-	-
Volatility	25.05	23.03	-

### Futures and Options

Related Futures	-
Related Options	-






Information about previous performance does not guarantee future performance.  
Source: FactSet

### Price data

Ø price 5 days   Ø volume 5 days (pcs.)	- EUR (-)
Ø price 30 days   Ø volume 30 days (pcs.)	1.9158 EUR (0)
Ø price 100 days   Ø volume 100 days (pcs.)	1.7011 EUR (0)
Ø price 250 days   Ø volume 250 days (pcs.)	1.7567 EUR (0)
YTD High   date	1.9422 EUR (2024/07/12)
YTD Low   date	1.5784 EUR (2024/04/05)
52 Weeks High   date	1.9798 EUR (2023/11/28)
52 Weeks Low   date	1.5784 EUR (2024/04/05)

### Recent Research

on sector		on market	
Date		Headline	Download
2024/07/15		Aktienempfehlungen Global	
2024/07/12		Global Equity Ratings	
2024/07/09		Aktienempfehlungen Österreich	
2024/06/24		Aktienempfehlungen Österreich	
2024/06/21		Global Equity Ratings	