

ERSTE GROUP BANK AG FUTURE (EBOG) - EUX/C13

2024/07/18 18:33:51

Price
45.3996 EUR

Difference  -0.76% (-0.35)

General attributes

Symbol	EBOGC13
Exchange	Eurex
Currency	EUR
Security type	Future
Underlying	ERSTE GROUP BANK AG
Maturity	07-2025
Contract size	100

Market data

Bid (Bid size)	- EUR (-)
Ask (Ask size)	- EUR (-)
Open	45.3996 EUR
High	45.3996 EUR
Low	45.3996 EUR
Close (prev. day)	45.7463 EUR
Underlying	ERSTE GROUP BANK AG
Underlying price (date)	46.15 (24/07/18)
Settlement price (date)	45.40 (24/07/18)
Open Interest	0

Performance and Risk

	6m	1y	3y
Perf (%)	+20.29%	+35.60%	-
Perf (abs.)	+7.66	+11.92	-
Beta	-	-	-
Volatility	30.90	24.39	-

Futures and Options

Related Futures	-
Related Options	-

5y












Information about previous performance does not guarantee future performance.
Source: FactSet

Price data

Ø price 5 days Ø volume 5 days (pcs.)	45.8888 EUR (0)
Ø price 30 days Ø volume 30 days (pcs.)	44.3445 EUR (0)
Ø price 100 days Ø volume 100 days (pcs.)	40.7458 EUR (0)
Ø price 250 days Ø volume 250 days (pcs.)	36.2893 EUR (0)
YTD High date	46.4415 EUR (2024/07/16)
YTD Low date	35.5505 EUR (2024/01/03)
52 Weeks High date	46.4415 EUR (2024/07/16)
52 Weeks Low date	31.0632 EUR (2023/09/27)

Recent Research

on underlying	on sector	on market	
Date		Headline	Download
2024/05/03		Equity Weekly	
2024/03/01		Equity Weekly	
2023/11/03		Equity Weekly	
2023/08/04		Equity Weekly	
2023/04/28		Equity Weekly	