

# ERSTE GROUP BANK AG FUTURE (EBOG) - EUX/C13

2024/04/26 18:31:09

Price  
**43.1677** EUR

Difference  -1.20% (-0.52)

### General attributes

Symbol	EBOGC13
Exchange	Eurex
Currency	EUR
Security type	Future
Underlying	ERSTE GROUP BANK AG
Maturity	05-2025
Contract size	100

### Market data

Bid (Bid size)	- EUR (-)
Ask (Ask size)	- EUR (-)
Open	43.1677 EUR
High	43.1677 EUR
Low	43.1677 EUR
Close (prev. day)	43.6917 EUR
Underlying	ERSTE GROUP BANK AG
Underlying price (date)	43.97 (24/04/26)
Settlement price (date)	43.17 (24/04/26)
Open Interest	0

### Performance and Risk

	6m	1y	3y
Perf (%)	+37.01%	+36.43%	-
Perf (abs.)	+11.80	+11.67	-
Beta	-	-	-
Volatility	24.48	22.78	-

### Futures and Options

Related Futures	-
Related Options	-











Information about previous performance does not guarantee future performance.  
Source: FactSet

### Price data

Ø price 5 days   Ø volume 5 days (pcs.)	42.8636 EUR (0)
Ø price 30 days   Ø volume 30 days (pcs.)	40.4737 EUR (0)
Ø price 100 days   Ø volume 100 days (pcs.)	38.2259 EUR (0)
Ø price 250 days   Ø volume 250 days (pcs.)	34.7294 EUR (0)
YTD High   date	43.7403 EUR (2024/04/23)
YTD Low   date	35.5505 EUR (2024/01/03)
52 Weeks High   date	43.7403 EUR (2024/04/23)
52 Weeks Low   date	29.9558 EUR (2023/05/30)

### Recent Research

on underlying	on sector	on market	
Date		Headline	Download
2024/03/01		Equity Weekly	
2023/11/03		Equity Weekly	
2023/08/04		Equity Weekly	
2023/04/28		Equity Weekly	
2023/03/03		Equity Weekly	