

# ERSTE GROUP BANK AG FUTURE (EBOG) - EUX/C13

2024/04/23 18:24:42

Price  
**43.7403** EUR

Difference  6.47% (2.66)

### General attributes

Symbol	EBOGC13
Exchange	Eurex
Currency	EUR
Security type	Future
Underlying	ERSTE GROUP BANK AG
Maturity	05-2025
Contract size	100

### Market data

Bid (Bid size)	- EUR (-)
Ask (Ask size)	- EUR (-)
Open	43.7403 EUR
High	43.7403 EUR
Low	43.7403 EUR
Close (prev. day)	41.0819 EUR
Underlying	ERSTE GROUP BANK AG
Underlying price (date)	44.50 (24/04/24)
Settlement price (date)	43.74 (24/04/23)
Open Interest	0

### Performance and Risk

	6m	1y	3y
Perf (%)	+38.36%	+35.44%	-
Perf (abs.)	+12.13	+11.44	-
Beta	-	-	-
Volatility	24.50	22.81	-

### Futures and Options

Related Futures	-
Related Options	-

5y












Information about previous performance does not guarantee future performance.  
Source: FactSet

### Price data

Ø price 5 days   Ø volume 5 days (pcs.)	41.9298 EUR (0)
Ø price 30 days   Ø volume 30 days (pcs.)	39.9924 EUR (0)
Ø price 100 days   Ø volume 100 days (pcs.)	38.0747 EUR (0)
Ø price 250 days   Ø volume 250 days (pcs.)	34.6336 EUR (0)
YTD High   date	43.7403 EUR (2024/04/23)
YTD Low   date	35.5505 EUR (2024/01/03)
52 Weeks High   date	43.7403 EUR (2024/04/23)
52 Weeks Low   date	29.9558 EUR (2023/05/30)

### Recent Research

on underlying	on sector	on market		
Date			Headline	Download
2024/03/01			Equity Weekly	
2023/11/03			Equity Weekly	
2023/08/04			Equity Weekly	
2023/04/28			Equity Weekly	
2023/03/03			Equity Weekly	