

ERSTE GROUP BANK AG FUTURE (EBOG) - EUX/C13

2024/04/16 18:52:29

Price
40.5316 EUR

Difference  **-0.72% (-0.29)**

General attributes

Symbol EBOGC13
 Exchange Eurex
 Currency EUR
 Security type Future
 Underlying ERSTE GROUP BANK AG
 Maturity 04-2025
 Contract size 100

Market data

Bid (Bid size) - EUR (-)
 Ask (Ask size) - EUR (-)
 Open 40.5316 EUR
 High 40.5316 EUR
 Low 40.5316 EUR
 Close (prev. day) 40.8244 EUR
 Underlying ERSTE GROUP BANK AG
 Underlying price (date) 41.91 (24/04/17)
 Settlement price (date) 40.53 (24/04/16)
 Open Interest 0

Performance and Risk

	6m	1y	3y
Perf (%)	+25.92%	+27.23%	-
Perf (abs.)	+8.34	+8.68	-
Beta	-	-	-
Volatility	22.68	21.89	-

Futures and Options

Related Futures -
 Related Options -












Information about previous performance does not guarantee future performance.
 Source: FactSet

Price data

Ø price 5 days Ø volume 5 days (pcs.)	41.2653 EUR (0)
Ø price 30 days Ø volume 30 days (pcs.)	39.0760 EUR (0)
Ø price 100 days Ø volume 100 days (pcs.)	37.7366 EUR (0)
Ø price 250 days Ø volume 250 days (pcs.)	34.4391 EUR (0)
YTD High date	42.2261 EUR (2024/04/10)
YTD Low date	35.5505 EUR (2024/01/03)
52 Weeks High date	42.2261 EUR (2024/04/10)
52 Weeks Low date	29.9558 EUR (2023/05/30)

Recent Research

on underlying	on sector	on market		
Date			Headline	Download
2024/03/01			Equity Weekly	
2023/11/03			Equity Weekly	
2023/08/04			Equity Weekly	
2023/04/28			Equity Weekly	
2023/03/03			Equity Weekly	