

ERSTE GROUP BANK AG FUTURE (EBOG) - EUX/C13

2023/09/22 18:40:44

Price
31.6454 EUR

Difference  0.13% (0.04)

General attributes

Symbol	EBOGC13
Exchange	Eurex
Currency	EUR
Security type	Future
Underlying	ERSTE GROUP BANK AG
Maturity	10-2024
Contract size	100

Market data

Bid (Bid size)	- EUR (-)
Ask (Ask size)	- EUR (-)
Open	31.6454 EUR
High	31.6454 EUR
Low	31.6454 EUR
Close (prev. day)	31.604 EUR
Underlying	ERSTE GROUP BANK AG
Underlying price (date)	32.46 (23/09/22)
Settlement price (date)	31.65 (23/09/22)
Open Interest	0

Performance and Risk

	6m	1y	3y
Perf (%)	+4.92%	-	-
Perf (abs.)	+1.48	-	-
Beta	-	-	-
Volatility	24.77	31.29	31.29

Futures and Options

Related Futures	-
Related Options	-

5y












Information about previous performance does not guarantee future performance.
Source: FactSet

Price data

Ø price 5 days Ø volume 5 days (pcs.)	31.9178 EUR (0)
Ø price 30 days Ø volume 30 days (pcs.)	32.1532 EUR (0)
Ø price 100 days Ø volume 100 days (pcs.)	32.1241 EUR (0)
Ø price 250 days Ø volume 250 days (pcs.)	- EUR (0)
YTD High date	36.8541 EUR (2023/02/28)
YTD Low date	27.4520 EUR (2023/03/24)
52 Weeks High date	36.8541 EUR (2023/02/28)
52 Weeks Low date	27.4520 EUR (2023/03/24)

Recent Research

on underlying	on sector	on market		
Date			Headline	Download
2023/08/04			Equity Weekly	
2023/04/28			Equity Weekly	
2023/03/03			Equity Weekly	
2022/11/04			Equity Weekly	
2022/04/29			Equity Weekly	