


ERSTE GROUP BANK AG FUTURE (EBOG) - EUX/C10

2024/06/21 19:17:05

Price
44.6884 EUR

Difference  **-2.17% (-0.99)**

General attributes

Symbol EBOGC10
 Exchange Eurex
 Currency EUR
 Security type Future
 Underlying ERSTE GROUP BANK AG
 Maturity 04-2025
 Contract size 100

Market data

Bid (Bid size) - EUR (-)
 Ask (Ask size) - EUR (-)
 Open 44.6884 EUR
 High 44.6884 EUR
 Low 44.6884 EUR
 Close (prev. day) 45.6812 EUR
 Underlying ERSTE GROUP BANK AG
 Underlying price (date) 44.24 (24/06/28)
 Settlement price (date) 45.63 (24/06/28)
 Open Interest 0

Performance and Risk

	6m	1y	3y
Perf (%)	+26.82%	+37.73%	-
Perf (abs.)	+9.45	+12.24	-
Beta	-	-	-
Volatility	20.24	20.39	-

Futures and Options

Related Futures -
 Related Options -












Information about previous performance does not guarantee future performance.
 Source: FactSet

Price data

Ø price 5 days | Ø volume 5 days (pcs.) 44.8948 EUR (0)
 Ø price 30 days | Ø volume 30 days (pcs.) - EUR (-)
 Ø price 100 days | Ø volume 100 days (pcs.) 39.7302 EUR (0)
 Ø price 250 days | Ø volume 250 days (pcs.) 35.8409 EUR (0)
 YTD High | date 45.6812 EUR (2024/06/20)
 YTD Low | date 35.3292 EUR (2024/01/03)
 52 Weeks High | date 45.6812 EUR (2024/06/20)
 52 Weeks Low | date 30.7664 EUR (2023/09/27)

Recent Research

on underlying	on sector	on market		
Date			Headline	Download
2024/05/03			Equity Weekly	
2024/03/01			Equity Weekly	
2023/11/03			Equity Weekly	
2023/08/04			Equity Weekly	
2023/04/28			Equity Weekly	