

SIEMENS ENERGY AG FUTURE (ENRF) - EUX/C13

2024/06/21 19:17:07

Price
24.5297 EURDifference  -5.19% (-1.34)

General attributes

Symbol	ENRFC13
Exchange	Eurex
Currency	EUR
Security type	Future
Underlying	SIEMENS ENERGY AG
Maturity	12-2025
Contract size	100

Market data

Bid (Bid size)	- EUR (-)
Ask (Ask size)	- EUR (-)
Open	24.5297 EUR
High	24.5297 EUR
Low	24.5297 EUR
Close (prev. day)	25.8718 EUR
Underlying	SIEMENS ENERGY AG
Underlying price (date)	23.63 (24/06/21)
Settlement price (date)	24.93 (24/06/21)
Open Interest	0

Performance and Risk

	6m	1y	3y
Perf (%)	+107.03%	+3.46%	-
Perf (abs.)	+12.68	+0.82	-
Beta	-	-	-
Volatility	48.46	84.23	-

Futures and Options

Related Futures	-
Related Options	-












Information about previous performance does not guarantee future performance.
Source: FactSet

Price data

Ø price 5 days Ø volume 5 days (pcs.)	24.8369 EUR (0)
Ø price 30 days Ø volume 30 days (pcs.)	- EUR (-)
Ø price 100 days Ø volume 100 days (pcs.)	16.9855 EUR (0)
Ø price 250 days Ø volume 250 days (pcs.)	14.1420 EUR (0)
YTD High date	25.8718 EUR (2024/06/20)
YTD Low date	11.5333 EUR (2024/01/03)
52 Weeks High date	25.8718 EUR (2024/06/20)
52 Weeks Low date	7.0801 EUR (2023/10/26)

Recent Research

on sector		on market	
Date		Headline	Download
2024/06/21		Equity Weekly	
2024/06/21		Global Equity Ratings	
2024/06/21		Aktienempfehlungen Global	
2024/06/14		Global Equity Ratings	
2024/06/14		Aktienempfehlungen Global	