

DEUTSCHE TELEKOM AG FUTURE (DTEF) - EUX/C13

2024/07/16 18:50:10

Price
23.8225 EUR

Difference  **-0.22% (-0.05)**

General attributes

| | |
|---------------|---------------------|
| Symbol | DTEFC13 |
| Exchange | Eurex |
| Currency | EUR |
| Security type | Future |
| Underlying | DEUTSCHE TELEKOM AG |
| Maturity | 07-2025 |
| Contract size | 100 |

Market data

| | |
|-------------------------|---------------------|
| Bid (Bid size) | - EUR (-) |
| Ask (Ask size) | - EUR (-) |
| Open | 23.8225 EUR |
| High | 23.8225 EUR |
| Low | 23.8225 EUR |
| Close (prev. day) | 23.8752 EUR |
| Underlying | DEUTSCHE TELEKOM AG |
| Underlying price (date) | 23.81 (24/07/16) |
| Settlement price (date) | 23.82 (24/07/16) |
| Open Interest | 0 |

Performance and Risk

| | 6m | 1y | 3y |
|-------------|--------|---------|----|
| Perf (%) | +4.30% | +19.23% | - |
| Perf (abs.) | +0.98 | +3.84 | - |
| Beta | - | - | - |
| Volatility | 18.20 | 16.46 | - |

Futures and Options

| | |
|-----------------|---|
| Related Futures | - |
| Related Options | - |













Information about previous performance does not guarantee future performance.
Source: FactSet

Price data

| | |
|---|--------------------------|
| Ø price 5 days Ø volume 5 days (pcs.) | 23.8876 EUR (0) |
| Ø price 30 days Ø volume 30 days (pcs.) | 23.2362 EUR (0) |
| Ø price 100 days Ø volume 100 days (pcs.) | 21.5852 EUR (0) |
| Ø price 250 days Ø volume 250 days (pcs.) | 21.2655 EUR (0) |
| YTD High date | 23.9652 EUR (2024/07/12) |
| YTD Low date | 20.7107 EUR (2024/04/16) |
| 52 Weeks High date | 23.9652 EUR (2024/07/12) |
| 52 Weeks Low date | 18.5854 EUR (2023/08/08) |

Recent Research

| on underlying | on sector | on market | |
|---------------|---|---------------------------|---|
| Date | | Headline | Download |
| 2024/07/15 |  | Aktienempfehlungen Global |  |
| 2024/07/12 |  | Global Equity Ratings |  |
| 2024/06/21 |  | Global Equity Ratings |  |
| 2024/06/21 |  | Aktienempfehlungen Global |  |
| 2024/06/14 |  | Global Equity Ratings |  |