

DEUTSCHE TELEKOM AG FUTURE (DTEF) - EUX/C13

2024/04/29 18:32:46

Price
21.7952 EUR

Difference  **-0.12% (-0.03)**

General attributes

Symbol	DTEFC13
Exchange	Eurex
Currency	EUR
Security type	Future
Underlying	DEUTSCHE TELEKOM AG
Maturity	05-2025
Contract size	100

Market data

Bid (Bid size)	- EUR (-)
Ask (Ask size)	- EUR (-)
Open	21.7952 EUR
High	21.7952 EUR
Low	21.7952 EUR
Close (prev. day)	21.821 EUR
Underlying	DEUTSCHE TELEKOM AG
Underlying price (date)	21.79 (24/04/29)
Settlement price (date)	21.80 (24/04/29)
Open Interest	0

Performance and Risk

	6m	1y	3y
Perf (%)	+6.42%	-0.94%	-
Perf (abs.)	+1.31	-0.21	-
Beta	-	-	-
Volatility	15.30	18.10	-

Futures and Options

Related Futures	-
Related Options	-

5y












Information about previous performance does not guarantee future performance.
Source: FactSet

Price data

Ø price 5 days Ø volume 5 days (pcs.)	21.7418 EUR (0)
Ø price 30 days Ø volume 30 days (pcs.)	21.3417 EUR (0)
Ø price 100 days Ø volume 100 days (pcs.)	21.9143 EUR (0)
Ø price 250 days Ø volume 250 days (pcs.)	20.9757 EUR (0)
YTD High date	23.3996 EUR (2024/01/24)
YTD Low date	20.7107 EUR (2024/04/16)
52 Weeks High date	23.3996 EUR (2024/01/24)
52 Weeks Low date	18.5854 EUR (2023/08/08)

Recent Research

on underlying	on sector	on market	
Date		Headline	Download
2024/04/26		Global Equity Ratings	
2024/04/26		Aktienempfehlungen Global	
2024/04/03		Global Equity Ratings	
2024/04/03		Aktienempfehlungen Global	
2024/03/13		Global Equity Ratings	