

DEERE & CO. FUTURE (DEFF) - EUX/C11

2024/06/21 19:17:04

Price
387.8782 USD

Difference  **-1.33% (-5.22)**

General attributes

Symbol	DEFFC11
Exchange	Eurex
Currency	USD
Security type	Future
Underlying	DEERE & CO
Maturity	05-2025
Contract size	100

Market data

Bid (Bid size)	- USD (-)
Ask (Ask size)	- USD (-)
Open	387.8782 USD
High	387.8782 USD
Low	387.8782 USD
Close (prev. day)	393.0946 USD
Underlying	DEERE & CO
Underlying price (date)	361.60 (24/07/11)
Settlement price (date)	373.44 (24/07/11)
Open Interest	0

Performance and Risk

	6m	1y	3y
Perf (%)	-4.43%	-10.30%	-
Perf (abs.)	-17.97	-44.55	-
Beta	-	-	-
Volatility	19.58	23.55	-

Futures and Options

Related Futures	-
Related Options	-

5y












Information about previous performance does not guarantee future performance.
Source: FactSet

Price data

Ø price 5 days Ø volume 5 days (pcs.)	391.6357 USD (0)
Ø price 30 days Ø volume 30 days (pcs.)	- USD (-)
Ø price 100 days Ø volume 100 days (pcs.)	399.5655 USD (0)
Ø price 250 days Ø volume 250 days (pcs.)	406.8061 USD (0)
YTD High date	428.7252 USD (2024/04/04)
YTD Low date	369.1377 USD (2024/02/22)
52 Weeks High date	464.8016 USD (2023/07/25)
52 Weeks Low date	369.1377 USD (2024/02/22)

Recent Research

on underlying	on sector	on market	
Date		Headline	Download
2024/06/21		Global Equity Ratings	
2024/06/21		Aktienempfehlungen Global	
2024/06/14		Global Equity Ratings	
2024/06/14		Aktienempfehlungen Global	
2024/05/29		Global Equity Ratings	