

# DEERE & CO. FUTURE (DEFF) - EUX/C1

2024/06/21 19:14:27

**Price**  
**377.96** USD

**Difference**  **-1.04% (-3.96)**

### General attributes

Symbol	DEFFC1
Exchange	Eurex
Currency	USD
Security type	Future
Underlying	DEERE & CO
Maturity	07-2024
Contract size	100

### Market data

Bid (Bid size)	- USD (-)
Ask (Ask size)	- USD (-)
Open	376.9522 USD
High	377.96 USD
Low	376.9522 USD
Close (prev. day)	381.9192 USD
Underlying	DEERE & CO
Underlying price (date)	361.60 (24/07/11)
Settlement price (date)	362.19 (24/07/11)
Open Interest	0

### Performance and Risk

	6m	1y	3y
Perf (%)	-3.57%	-9.21%	-
Perf (abs.)	-13.99	-38.34	-
Beta	-	-	-
Volatility	19.11	23.00	-

### Futures and Options

Related Futures	-
Related Options	-

5y












Information about previous performance does not guarantee future performance.  
Source: FactSet

### Price data

Ø price 5 days   Ø volume 5 days (pcs.)	380.74 USD (0)
Ø price 30 days   Ø volume 30 days (pcs.)	- USD (-)
Ø price 100 days   Ø volume 100 days (pcs.)	386.37 USD (0)
Ø price 250 days   Ø volume 250 days (pcs.)	392.41 USD (0)
YTD High   date	414.24 USD (2024/04/04)
YTD Low   date	356.93 USD (2024/02/22)
52 Weeks High   date	446.38 USD (2023/07/25)
52 Weeks Low   date	356.93 USD (2024/02/22)

### Recent Research

on underlying	on sector	on market	
Date		Headline	Download
2024/06/21		Global Equity Ratings	
2024/06/21		Aktienempfehlungen Global	
2024/06/14		Global Equity Ratings	
2024/06/14		Aktienempfehlungen Global	
2024/05/29		Global Equity Ratings	