

DUFRY AG FUTURE (DUFF) - EUX/C10

2024/08/20 18:50:32

Price
32.7943 CHF

Difference  -0.13% (-0.04)

General attributes

Symbol	DUFFC10
Exchange	Eurex
Currency	CHF
Security type	Future
Underlying	AVOLTA AG
Maturity	06-2025
Contract size	100

Market data

Bid (Bid size)	- CHF (-)
Ask (Ask size)	- CHF (-)
Open	32.7943 CHF
High	32.7943 CHF
Low	32.7943 CHF
Close (prev. day)	32.8386 CHF
Underlying	AVOLTA AG
Underlying price (date)	32.88 (24/08/20)
Settlement price (date)	32.79 (24/08/20)
Open Interest	0

Performance and Risk

	6m	1y	3y
Perf (%)	-6.60%	-18.93%	-
Perf (abs.)	-2.32	-7.66	-
Beta	-	-	-
Volatility	28.96	28.13	-

Futures and Options

Related Futures	-
Related Options	-

5y












Information about previous performance does not guarantee future performance.
Source: FactSet

Price data

Ø price 5 days Ø volume 5 days (pcs.)	32.6439 CHF (0)
Ø price 30 days Ø volume 30 days (pcs.)	33.9363 CHF (0)
Ø price 100 days Ø volume 100 days (pcs.)	34.9157 CHF (0)
Ø price 250 days Ø volume 250 days (pcs.)	33.8898 CHF (0)
YTD High date	37.9327 CHF (2024/04/08)
YTD Low date	30.5988 CHF (2024/01/23)
52 Weeks High date	40.6500 CHF (2023/08/22)
52 Weeks Low date	29.1903 CHF (2023/11/10)

Recent Research

on sector		on market	
Date		Headline	Download
2024/08/12		Global Equity Ratings	
2024/08/12		Aktienempfehlungen Global	
2024/07/24		Global Equity Ratings	
2024/07/24		Aktienempfehlungen Global	
2024/07/15		Aktienempfehlungen Global	