

DUFRY AG FUTURE (DUFF) - EUX/C13

2024/08/09 18:43:14

Price
30.7471 CHF

Difference  0.91% (0.28)

General attributes

Symbol	DUFFC13
Exchange	Eurex
Currency	CHF
Security type	Future
Underlying	AVOLTA AG
Maturity	08-2025
Contract size	100

Market data

Bid (Bid size)	- CHF (-)
Ask (Ask size)	- CHF (-)
Open	30.7471 CHF
High	30.7471 CHF
Low	30.7471 CHF
Close (prev. day)	30.4685 CHF
Underlying	AVOLTA AG
Underlying price (date)	31.16 (24/08/09)
Settlement price (date)	30.75 (24/08/09)
Open Interest	0

Performance and Risk

	6m	1y	3y
Perf (%)	-11.61%	-27.25%	-
Perf (abs.)	-4.00	-11.41	-
Beta	-	-	-
Volatility	28.81	28.36	-

Futures and Options

Related Futures	-
Related Options	-

5y












Information about previous performance does not guarantee future performance.
Source: FactSet

Price data

Ø price 5 days Ø volume 5 days (pcs.)	30.7439 CHF (0)
Ø price 30 days Ø volume 30 days (pcs.)	34.0205 CHF (0)
Ø price 100 days Ø volume 100 days (pcs.)	35.0001 CHF (0)
Ø price 250 days Ø volume 250 days (pcs.)	34.2066 CHF (0)
YTD High date	38.0271 CHF (2024/04/08)
YTD Low date	30.3221 CHF (2024/08/06)
52 Weeks High date	43.4519 CHF (2023/08/10)
52 Weeks Low date	29.3110 CHF (2023/11/10)

Recent Research

on sector		on market	
Date		Headline	Download
2024/07/24		Global Equity Ratings	
2024/07/24		Aktienempfehlungen Global	
2024/07/15		Aktienempfehlungen Global	
2024/07/12		Global Equity Ratings	
2024/06/21		Equity Weekly	