

DUFRY AG FUTURE (DUFF) - EUX/C13

2024/04/26 18:31:08

Price
34.5448 CHF

Difference  -0.06% (-0.02)

General attributes

Symbol	DUFFC13
Exchange	Eurex
Currency	CHF
Security type	Future
Underlying	AVOLTA AG
Maturity	05-2025
Contract size	100

Market data

Bid (Bid size)	- CHF (-)
Ask (Ask size)	- CHF (-)
Open	34.5448 CHF
High	34.5448 CHF
Low	34.5448 CHF
Close (prev. day)	34.5665 CHF
Underlying	AVOLTA AG
Underlying price (date)	34.70 (24/04/26)
Settlement price (date)	34.54 (24/04/26)
Open Interest	0

Performance and Risk

	6m	1y	3y
Perf (%)	+10.70%	-16.71%	-
Perf (abs.)	+3.34	-6.93	-
Beta	-	-	-
Volatility	28.08	27.79	-

Futures and Options

Related Futures	-
Related Options	-

5y












Information about previous performance does not guarantee future performance.
Source: FactSet

Price data

Ø price 5 days Ø volume 5 days (pcs.)	34.7546 CHF (0)
Ø price 30 days Ø volume 30 days (pcs.)	35.5205 CHF (0)
Ø price 100 days Ø volume 100 days (pcs.)	33.9394 CHF (0)
Ø price 250 days Ø volume 250 days (pcs.)	36.4930 CHF (0)
YTD High date	38.0271 CHF (2024/04/08)
YTD Low date	30.5132 CHF (2024/01/22)
52 Weeks High date	45.3564 CHF (2023/07/31)
52 Weeks Low date	29.3110 CHF (2023/11/10)

Recent Research

on sector		on market	
Date		Headline	Download
2024/04/26		Global Equity Ratings	
2024/04/26		Aktienempfehlungen Global	
2024/04/03		Global Equity Ratings	
2024/04/03		Aktienempfehlungen Global	
2024/03/13		Global Equity Ratings	