

DEERE & CO. FUTURE (DEFF) - EUX/C10

2024/04/30 18:39:09

Price
406.1875 USD

Difference  -2.12% (-8.80)

General attributes

Symbol	DEFFC10
Exchange	Eurex
Currency	USD
Security type	Future
Underlying	DEERE & CO
Maturity	03-2025
Contract size	100

Market data

Bid (Bid size)	- USD (-)
Ask (Ask size)	- USD (-)
Open	406.1875 USD
High	406.1875 USD
Low	406.1875 USD
Close (prev. day)	414.9918 USD
Underlying	DEERE & CO
Underlying price (date)	378.00 (24/06/14)
Settlement price (date)	388.13 (24/06/14)
Open Interest	0

Performance and Risk

	6m	1y	3y
Perf (%)	+6.09%	+6.30%	-
Perf (abs.)	+23.76	+24.52	-
Beta	-	-	-
Volatility	21.92	23.15	-

Futures and Options

Related Futures	-
Related Options	-

5y












Information about previous performance does not guarantee future performance.
Source: FactSet

Price data

Ø price 5 days Ø volume 5 days (pcs.)	410.4410 USD (0)
Ø price 30 days Ø volume 30 days (pcs.)	414.0614 USD (0)
Ø price 100 days Ø volume 100 days (pcs.)	400.2739 USD (0)
Ø price 250 days Ø volume 250 days (pcs.)	404.1561 USD (0)
YTD High date	426.7288 USD (2024/04/04)
YTD Low date	368.8031 USD (2024/02/22)
52 Weeks High date	462.3304 USD (2023/07/25)
52 Weeks Low date	359.1541 USD (2023/05/30)

Recent Research

on underlying	on sector	on market	
Date		Headline	Download
2024/06/14		Global Equity Ratings	
2024/06/14		Aktienempfehlungen Global	
2024/05/29		Global Equity Ratings	
2024/05/29		Aktienempfehlungen Global	
2024/04/26		Global Equity Ratings	