

DEUTSCHE TELEKOM AG FUTURE (DTEF) - EUX/C12

2024/04/29 18:32:46

Price
21.7421 EUR

Difference  **-0.14% (-0.03)**

General attributes

Symbol	DTEFC12
Exchange	Eurex
Currency	EUR
Security type	Future
Underlying	DEUTSCHE TELEKOM AG
Maturity	04-2025
Contract size	100

Market data

Bid (Bid size)	- EUR (-)
Ask (Ask size)	- EUR (-)
Open	21.7421 EUR
High	21.7421 EUR
Low	21.7421 EUR
Close (prev. day)	21.7722 EUR
Underlying	DEUTSCHE TELEKOM AG
Underlying price (date)	21.58 (24/04/30)
Settlement price (date)	21.74 (24/04/29)
Open Interest	0

Performance and Risk

	6m	1y	3y
Perf (%)	+6.44%	-0.91%	-
Perf (abs.)	+1.32	-0.20	-
Beta	-	-	-
Volatility	15.41	17.62	-

Futures and Options

Related Futures	-
Related Options	-

5y












Information about previous performance does not guarantee future performance.
Source: FactSet

Price data

Ø price 5 days Ø volume 5 days (pcs.)	21.6925 EUR (0)
Ø price 30 days Ø volume 30 days (pcs.)	21.6597 EUR (0)
Ø price 100 days Ø volume 100 days (pcs.)	22.1355 EUR (0)
Ø price 250 days Ø volume 250 days (pcs.)	21.0206 EUR (0)
YTD High date	23.3834 EUR (2024/01/22)
YTD Low date	20.8620 EUR (2024/03/18)
52 Weeks High date	23.3834 EUR (2024/01/22)
52 Weeks Low date	18.5330 EUR (2023/08/08)

Recent Research

on underlying	on sector	on market	
Date		Headline	Download
2024/04/26		Global Equity Ratings	
2024/04/26		Aktienempfehlungen Global	
2024/04/03		Global Equity Ratings	
2024/04/03		Aktienempfehlungen Global	
2024/03/13		Global Equity Ratings	