

DEERE & CO. FUTURE (DEFF) - EUX/C12

2024/06/21 19:17:04

Price
389.378 USD

Difference  **-1.33% (-5.24)**

General attributes

Symbol	DEFFC12
Exchange	Eurex
Currency	USD
Security type	Future
Underlying	DEERE & CO
Maturity	06-2025
Contract size	100

Market data

Bid (Bid size)	- USD (-)
Ask (Ask size)	- USD (-)
Open	389.378 USD
High	389.378 USD
Low	389.378 USD
Close (prev. day)	394.6166 USD
Underlying	DEERE & CO
Underlying price (date)	361.60 (24/07/11)
Settlement price (date)	375.06 (24/07/11)
Open Interest	0

Performance and Risk

	6m	1y	3y
Perf (%)	-4.45%	-10.41%	-
Perf (abs.)	-18.15	-45.22	-
Beta	-	-	-
Volatility	20.33	23.67	-

Futures and Options

Related Futures	-
Related Options	-

5y












Information about previous performance does not guarantee future performance.
Source: FactSet

Price data

Ø price 5 days Ø volume 5 days (pcs.)	393.147 USD (0)
Ø price 30 days Ø volume 30 days (pcs.)	- USD (-)
Ø price 100 days Ø volume 100 days (pcs.)	401.247 USD (0)
Ø price 250 days Ø volume 250 days (pcs.)	408.243 USD (0)
YTD High date	430.296 USD (2024/04/04)
YTD Low date	370.839 USD (2024/02/22)
52 Weeks High date	465.726 USD (2023/07/25)
52 Weeks Low date	370.839 USD (2024/02/22)

Recent Research

on underlying	on sector	on market	
Date		Headline	Download
2024/06/21		Global Equity Ratings	
2024/06/21		Aktienempfehlungen Global	
2024/06/14		Global Equity Ratings	
2024/06/14		Aktienempfehlungen Global	
2024/05/29		Global Equity Ratings	