

# DEERE & CO. FUTURE (DEFF) - EUX/C12

2024/04/30 18:39:09

Price  
**407.8705** USD

Difference  -2.12% (-8.83)

### General attributes

Symbol	DEFFC12
Exchange	Eurex
Currency	USD
Security type	Future
Underlying	DEERE & CO
Maturity	05-2025
Contract size	100

### Market data

Bid (Bid size)	- USD (-)
Ask (Ask size)	- USD (-)
Open	407.8705 USD
High	407.8705 USD
Low	407.8705 USD
Close (prev. day)	416.7033 USD
Underlying	DEERE & CO
Underlying price (date)	374.76 (24/05/31)
Settlement price (date)	381.54 (24/05/31)
Open Interest	0

### Performance and Risk

	6m	1y	3y
Perf (%)	+5.84%	+6.20%	-
Perf (abs.)	+22.91	+24.26	-
Beta	-	-	-
Volatility	21.97	23.19	-

### Futures and Options

Related Futures	-
Related Options	-

5y












Information about previous performance does not guarantee future performance.  
Source: FactSet

### Price data

Ø price 5 days   Ø volume 5 days (pcs.)	412.0812 USD (0)
Ø price 30 days   Ø volume 30 days (pcs.)	416.9760 USD (0)
Ø price 100 days   Ø volume 100 days (pcs.)	402.8091 USD (0)
Ø price 250 days   Ø volume 250 days (pcs.)	406.9410 USD (0)
YTD High   date	430.2961 USD (2024/04/04)
YTD Low   date	370.8389 USD (2024/02/22)
52 Weeks High   date	465.7258 USD (2023/07/25)
52 Weeks Low   date	361.1876 USD (2023/05/30)

### Recent Research

on underlying	on sector	on market	
Date		Headline	Download
2024/05/29		Global Equity Ratings	
2024/05/29		Aktienempfehlungen Global	
2024/04/26		Global Equity Ratings	
2024/04/26		Aktienempfehlungen Global	
2024/04/03		Global Equity Ratings	