

DEUTSCHE BOERSE AG FUTURE (DB1H) - EUX/C12

2024/09/13 18:35:04

Price
211.9115 EUR
 Difference  0.33% (0.71)

General attributes

Symbol DB1HC12
 Exchange Eurex
 Currency EUR
 Security type Future
 Underlying DEUTSCHE BOERSE AG
 Maturity 08-2025
 Contract size 100

Market data

Bid (Bid size) - EUR (-)
 Ask (Ask size) - EUR (-)
 Open 211.9115 EUR
 High 211.9115 EUR
 Low 211.9115 EUR
 Close (prev. day) 211.2051 EUR
 Underlying DEUTSCHE BOERSE AG
 Underlying price (date) 208.80 (24/09/13)
 Settlement price (date) 211.91 (24/09/13)
 Open Interest 0

Performance and Risk

	6m	1y	3y
Perf (%)	+12.60%	+27.45%	-
Perf (abs.)	+23.71	+45.64	-
Beta	-	-	-
Volatility	16.09	15.53	-

Futures and Options

Related Futures -
 Related Options -

5y












Information about previous performance does not guarantee future performance.
 Source: FactSet

Price data

Ø price 5 days Ø volume 5 days (pcs.)	211.0349 EUR (0)
Ø price 30 days Ø volume 30 days (pcs.)	199.7661 EUR (0)
Ø price 100 days Ø volume 100 days (pcs.)	195.6768 EUR (0)
Ø price 250 days Ø volume 250 days (pcs.)	185.5720 EUR (0)
YTD High date	212.9019 EUR (2024/09/09)
YTD Low date	181.7417 EUR (2024/08/06)
52 Weeks High date	212.9019 EUR (2024/09/09)
52 Weeks Low date	157.9452 EUR (2023/10/27)

Recent Research

on underlying	on sector	on market	
Date		Headline	Download
2024/09/11		Global Equity Ratings	
2024/09/11		Aktienempfehlungen Global	
2024/09/05		Global Equity Ratings	
2024/09/05		Aktienempfehlungen Global	
2024/08/12		Global Equity Ratings	